



PROJECT

3:28

UK NATIONAL CHRISTIAN CONFERENCES

MALE/FEMALE SPEAKER STATISTICS

REPORT 2017

Version 2

BY NATALIE COLLINS

www.project328.info

Contents

Contents	2
Introduction	3
Methodology	3
Contact Information	3
2017 Statistics	4
Analysis	5
Platform Balance 2017	5
Previous Years	6
Data Graphs	7
Improvements	7
Appendix - Data sources	8

Introduction

In November 2013 Helen Austin and Natalie Collins collated the number of male and female speakers at Christian conferences across the UK. This provided a snapshot into the gendered dynamic of these conferences and led to conversations across the UK about how to create a platform that reflects the diversity and experience of UK Christians. These conversations have led some event organisers to become more proactive in seeking to have a balanced platform. Also, from the conversations Project 3:28 has been developed to:

- Build a movement of women and men committed to challenging imbalance and promoting gender justice in language, action and culture.
- Develop a database of diverse, capable speakers.
- Collate and publicise the gender balance on the Christian platform.
- Provide Christian events and organisations with a theological, practical framework to achieve gender justice
- Share knowledge and educate in the area of gender justice.

This report will layout the statistics for male and female speakers on the national Christian platform for 2017 and compare this to the data available for 2013 - 2016.

Over the last year we have been developing the Project 3:28 database, to provide female speakers and event organisers with a database to increase the amount of women speaking at Christian events. In 2016, 37 supporters donated £5715 to make this happen. We will be presenting a first look at the database on International Women's Day, 8th March 2018, and inviting women to sign up to it.

Methodology

Project 3:28 received no funding to produce this report. The statistics are gathered either from data available in the public domain or they have been provided by event organisers. This year the statistics were compiled by Hannah Mudge and Natalie Collins from the Project 3:28 collective who have worked to do this on a voluntary basis. The report aims to inform and ignite discussion about gender parity on the Christian platform and every effort is made to ensure the data is accurate.

An overall comparison between years is challenging as each year different events happen. Please be aware of this when considering the data. In 2016, we recorded data from 22 UK events, whereas data for 2017 includes 25 events. Comparison is therefore an overall snapshot of the UK platform, rather than exactly comparative data. There were four new events in 2017 including, Naturally Supernatural (which replaced Momentum), London Bible Week, the National Youth Ministry Weekend, and Movement Day. Events that did not happen in 2017 include Momentum, and the Pursuit. We were unable to find speaker details for the Hillsong Conference.

Please contact Project 3:28 on 07928 031580 if aware of any discrepancy.

Contact Information

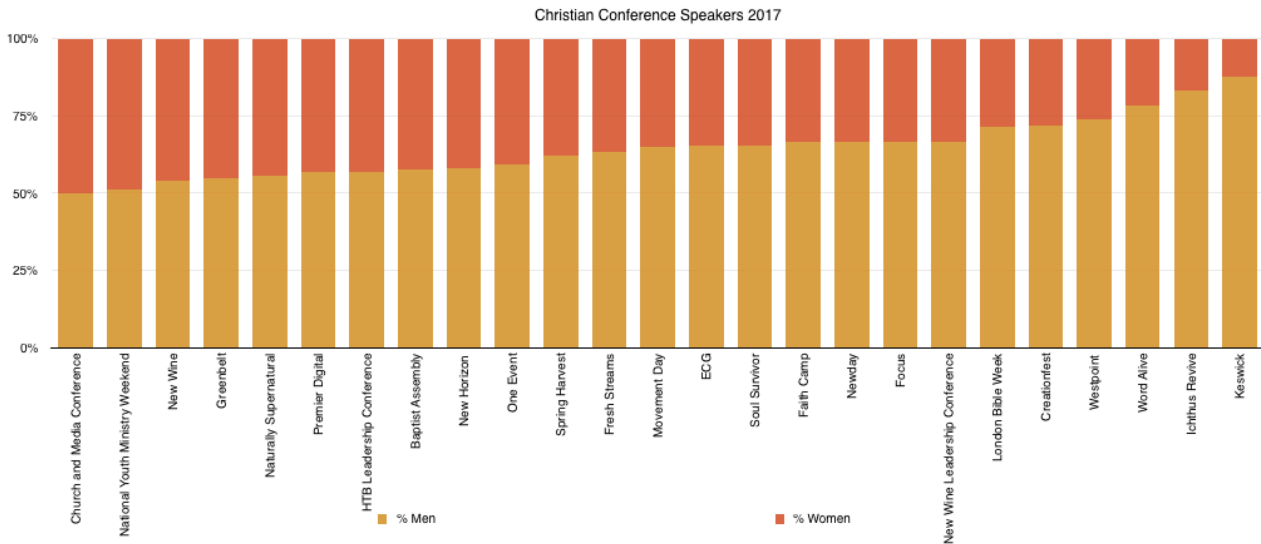
For further information about this report or Project 3:28 please contact hello@project328.info.

2017 Statistics

	Speakers				This is the overall increase/decrease of female speakers year on year.			
	Men	Women	% Men	% Women	2013-2014	2014 -2015	2015-2016	2016-2017
Baptist Assembly	26	19	58	42	Down 2%.	Up 25%.	Down 6%.	Same
Church and Media Conference	10	10	50	50	No Data	Up 6% .	Down 20%	Up 17%
Creationfest	51	20	72	28	Up 16%.	Up 4%.	Down 1%.	Down 1%.
ECG	15	8	65	35	No Data	No Data	No Data	No Data
Faith Camp	8	4	67	33	Down 9%.	Up 9%.	Down 9%.	Up 12%.
Fresh Streams	19	11	63	37	No Data	No Data	No Data	Up 1%.
Greenbelt	62	51	55	45	Up 4%.	Up 5%.	Down 2%.	Up 3%.
HTB Focus	34	17	67	33	No Data	No Data	Up 7%.	Down 4%.
HTB Leadership Conference	21	16	57	43	Down 5%.	Up 14%.	No Data	Up 18%.**
Ichthus Revive	5	1	83	17	No Data	No Data	No Data	Down 33%.
Keswick	29	4	88	12	Up 6%.	Up 14%.	Down 7%	Down 1%.
London Bible Week	5	2	71	29	No Data	No Data	No Data	No Data
Movement Day	61	33	65	35	No Data	No Data	No Data	No Data
National Youth Ministry Weekend	23	22	51	49	No Data	No Data	No Data	No Data
Naturally Supernatural	10	8	56	44	No Data	No Data	No Data	No Data
New Horizon	25	18	58	42	Down 25%.	Up 21%.	Up 23%	Up 9%.
New Wine	149	126	54	46	Up 4%.	Up 5%.	Up 2%.	Up 3%.
New Wine Leadership Conference	4	2	67	33	No Data	No Data	No Data	Same
Newday	30	15	67	33	Up 7%.	Down 13%.	Up 5%	Up 4%.
One Event	13	9	59	41	Up 5%.	Up 22%.	Up 12%.	Up 3%.
Premier Digital	21	16	57	43	Up 1%.	Up 9%.	Up 9%.	Down 4%.
Soul Survivor	62	33	65	35	Up 9%.	Up 6%.	Down 12%.	Up 2%.
Spring Harvest	92	60	62	38	Up 1%.	Up 7%.	Same	Same
Westpoint	20	7	74	26	Up 5%.	Up 2%.	Down 2%	Up 8%.
Word Alive	36	10	78	22	Up 1%.	Down 1%.	Up 6%	Down 4%
Overall	831	522	61	39	Up 1%.	Up 9%.	No change	Up 3%.

**The HTB Leadership conference didn't happen in 2016, the improvement is between the 2015 and 2017.

Spring Harvest, Baptist Assembly, ECG, and the National Youth Ministry Weekend provided us with their data. Other sources for data include online and printed programmes, website event adverts, media reports and event audio recording lists.



Analysis

This analysis is based on the assumption that conferences should aim to achieve 50/50 representation for women and men on the platform. It is recognised that the statistics reflect very differently on an event with a large number of speakers than with a small amount; at an event with 60 contributors, 25% is equal to 15 people; whereas an event with 4 contributors, 25% equates to only 1 person.

Platform Balance 2017

The events that had the most balanced platforms in 2017, in order of most to least are:

(men/women)

1. Church and Media Conference (50/50)
2. National Youth Ministry Weekend (51/49)
3. New Wine (54/46)
4. Greenbelt (55/45)
5. Naturally Supernatural* (56/44)
6. (Joint) Premier Digital, HTB Leadership Conference (57/43)
7. (Joint) Baptist Assembly, New Horizon (58/42)
8. One Event (59/41)
9. Spring Harvest** (62/38)
10. Fresh Streams (63/37)
11. (Joint) Movement Day, ECG, Soul Survivor*** (65/35)
12. (Joint) Faith Camp, Newday, Focus, New Wine Leadership Conference (67/33)
13. London Bible Week (71/29)
14. Creationfest (72/28)
15. Westpoint (74/26)
16. Word Alive (78/22)
17. Ichthus Revive (83/17)
18. Keswick (88/12)

* Only 1 of the 11 main stage speakers at Naturally Supernatural was female.

** Spring Harvest are monitoring their data each year to work towards improving.

*** Soul Survivor C was 43% women, whilst Soul Survivor Scotland was only 27% women.

Previous Years

2016 (men/women)

1. (Joint) The Pursuit, Ichthus Revive (50/50)
2. Premier Digital (53/47)
3. New Wine (57/43)
4. (Joint) Greenbelt, Baptist Assembly (58/42)
5. (Joint) Spring Harvest, One Event (62/83)
6. Focus (63/37)
7. Fresh Streams (64/36)
8. Hillsong (65/35)
9. New Wine Leadership Conference (67/33)
10. (Joint) Church and Media Conference, Soul Survivor, Momentum, New Horizon (67/33)*
11. (Joint) Creationfest, Newday (71/29)
12. Word Alive (74/26)
13. Faith Camp (79/21)
14. Westpoint (82/18)
15. Keswick (87/13)

2015 (men/women)

1. Baptist Assembly (52/48)
2. Church and Media Conference (47/53)*
3. Soul Survivor (55/45)
4. Greenbelt (56/44)
5. Youthwork Conference (57/43)
6. New Wine (59/41)
7. Premier Digital (61/39)
8. Youthwork Summit (38/62)*
9. Spring Harvest/One Event (62/38)
10. Creationfest (67/33)
11. Momentum (69/31)
12. Faith Camp, Focus (HTB), Hillsong (70/30)
13. HTB Leadership Conference (75/25)
14. Newday (76/24)
15. (Joint) Westpoint, Keswick, Word Alive (80/20)
16. New Horizon (90/10)

*More female than male speakers

2013 (men/women)

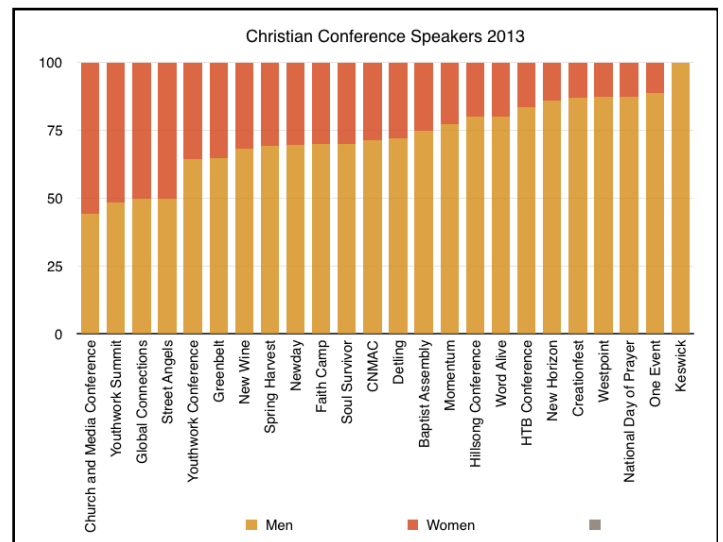
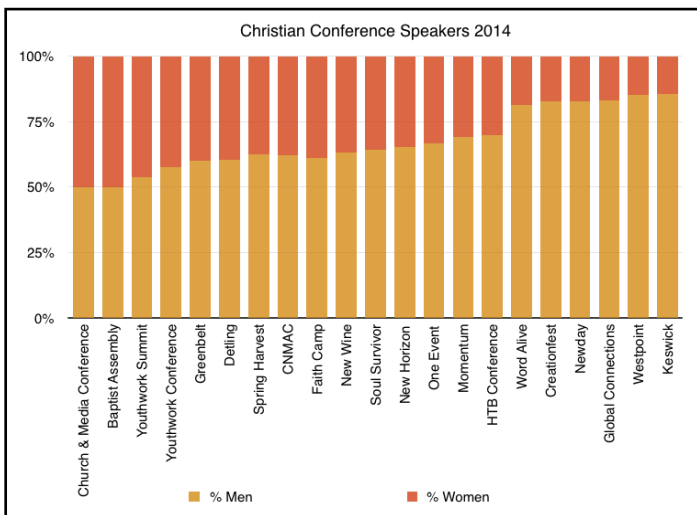
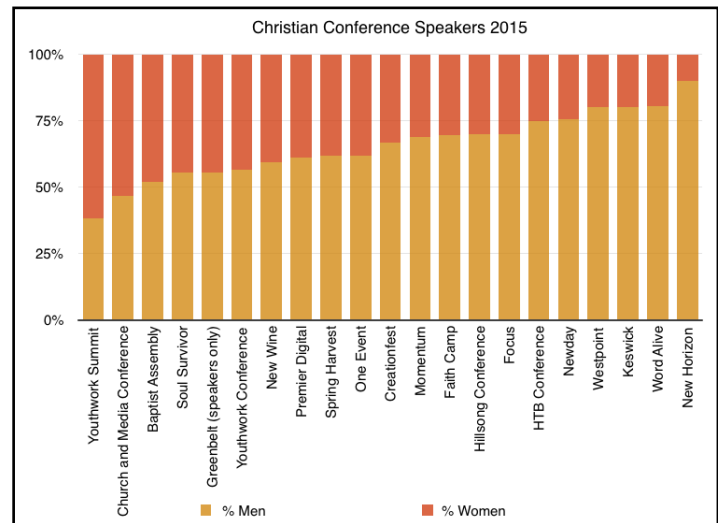
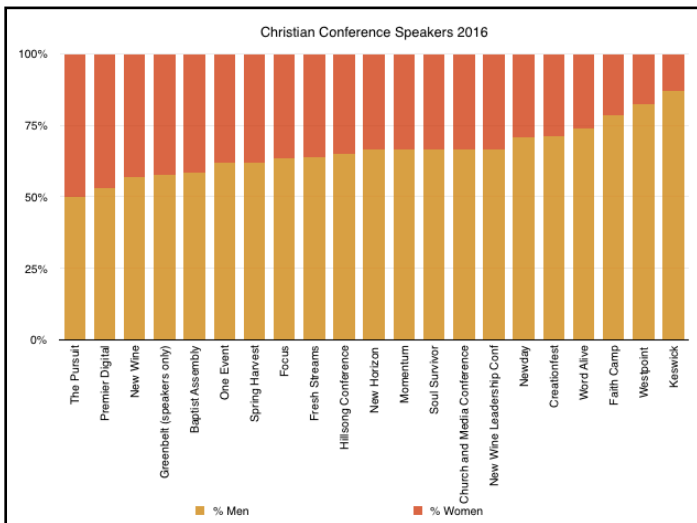
1. (Joint) Global Connections, Street Angels (50/50)
2. Youthwork Summit (48/52)*
3. (Joint) Church and Media Conference (44/56) Youthwork Conference (56/44)
4. Greenbelt, (65/35)
5. New Wine (68/32)
6. Spring Harvest (69/31)
7. (Joint) Newday, Faith Camp, Soul Survivor (70/30)
8. Christian New Media Conference (71/29)
9. Detling (72/28)
10. Baptist Assembly (75/25)
11. Momentum (77/33)
12. (Joint) Hillsong, Word Alive (80/20)
13. HTB Leadership Conference (84/16)
14. New Horizon (86/14)
15. Creationfest (87/13)
16. Westpoint (87.5/12.5)
17. National Day of Prayer (88/13)
18. One Event (89/11)
19. Keswick (100/0)

*More female than male speakers

2014 (men/women)

1. (Joint) Church and Media Conference, Baptist Assembly (50/50)
2. Youthwork Summit (54/46)
1. Youthwork Conference (59/41)
2. (Joint) Greenbelt, Detling (60/40)
3. Spring Harvest (62.5/37.5)
4. Christian New Media Conference (62/38)
5. Faith Camp (61/39)
6. New Wine (63/37)
7. Soul Survivor (64/36)
8. New Horizon (65/35)
9. One Event (67/33)
10. Momentum (69/31)
11. HTB Leadership Conference (70/30)
12. Word Alive (81/19)
13. (Joint) Creationfest, Newday, Global Connections (83/17)
14. West Point (85/15)
15. Keswick (86/14)

Data Graphs



Improvements

This is measured as a percentage point increase. The events that have improved most between 2016 - 2017 are:

1. HTB Leadership Conference (Up 18%.)*
2. Church and Media Conference (Up 17%.)
3. Faith Camp (Up 12%.)
4. New Horizon (Up 9%.)
5. Westpoint (Up 8%.)
6. Newday (Up 4%.)
7. (Joint) New Wine, Greenbelt, One Event (Up 3%.)
8. Soul Survivor (Up 2%.)
9. Fresh Streams (Up 1%.)

*Since 2015 as this event did not run in 2016.

There was 3% overall improvement across events. In 2017, the UK Christian platform was 61% male and 39% female.

Appendix - Data sources

The data for each event was gathered from different sources. These are referenced below:

Spring Harvest: Provided by Spring Harvest

New Wine: From this article: <https://www.christiantoday.com/article/new-wine-women-speakers-adversity-and-the-holy-spirit/111501.htm>

Greenbelt: Programme provided by event.

Keswick: <https://www.keswickministries.org/convention/2017>

Faithcamp: <https://issuu.com/kingdomfaith/docs/eventguide2017>

Newday: <https://newdaygeneration.org/audio-video>

Baptist Assembly: Provided by the Baptist Assembly

Word Alive: Event app.

New Horizon: <https://newhorizon.org.uk/wp-content/uploads/2017/07/NH-Explore-Seminars-2017.pdf>

One Event: <http://www.one-event.org.uk/experience/guests> and <http://www.one-event.org.uk/experience/seminars>

Westpoint: https://online.commission-together.org/handbook/westpoint_2017_handbook_small.pdf

Premier Digital: <https://www.premierdigital.info/speakers>

Creationfest: http://www.creationfest.org.uk/docs/CF17_Programme_schedule.pdf

Church and Media Conference: Programme provided by event.

Focus: https://issuu.com/htb4/docs/focus2017_updated_online_guide_v6

Soul Survivor: Event App

Fresh Streams: Programme provided by Fresh Streams.

Ichthus Revive: <http://ichthus.org.uk/revive/>

New Wine Leadership Conference: <https://www.new-wine.org/events/leadership-conference-2017-london>

HTB Leadership Conference: <http://alpha.org/events/lc17/speakers#main>

ECG: Provided by ECG

Naturally Supernatural: Event App

London Bible Week: <https://www.londonbibleweek.com>

National Youth Ministry Weekend: Direct from the event.

Movement Day: <http://movementday.uk/the-speakers/>